



Design : www.whiteglight.in

9810014114

Tulip Ace

GURGAON

Premium Air Conditioned Apartments / Penthomes

Tulip Ace– Elevation Plan



TULIP ACE (Sector-89, Gurgaon)

Tulip Ace– Elevation Plan(Night View)



TULIP ACE (Sector-89, Gurgaon)

TULIP ACE

- Located on main Pataudi Road, Sector-89, Gurgaon.
- Near KMP expressway and upcoming Dwarka expressway.
- Walking distance from proposed metro station.
- Near NH-8, big corporates and commercial malls.
- 20 minutes drive from domestic and international airport.




TULIP ACE

Club

- Spacious swimming pool.
- Steam, sauna, massage room.
- Gymnasium & health centre.
- Community hall.

Features

- Vastu compliant and earthquake resistance RCC frame structure.
- Majestic entrance with lush green landscaping.
- Round the clock water and power supply.
- Provision for gas supply in each apartment.
- Servant room with every apartment
- Equipped with fire safety and 24X7, three tier security.



Tulip Ace – Feature Set

Vicinity

- Multiplexes for movie aficionados
- Business hubs and corporate offices
- Shopping centers for shopaholics
- Hospitals with World-class schools best Medicare for education
- Large green belt
- Temple for prayer

Exclusives:

- Vaastu compliant
- 24 x 7 Power/Water/Security
- Fully fenced boundaries
- Dedicated car parking
- Fire safety compliance
- Earthquake resistant RCC structure
- 70% open area with greens
- Dedicated children's play areas
- Swimming pool
- Enthralling gardens to move
- Tree lined avenues and pathways
- Majestic entrance and landscaping

Approach

- 75 mt wide approach road
- 500 mt from proposed metro link
- Easy approachability from NH-8
- 20 minutes from IGI and Domestic Airport
- Located at Sector-89, Pataudi Road, Gurgaon

Luxuries of High Living

- Well-designed entrance lobby
- Air-conditioned apartments
- Modular Kitchen
- Jacuzzi and Shower cubicle in master bedroom
- Space for wardrobes in all bedrooms
- Natural lighted and ventilated rooms
- Space for latest electronic gadgets
- Vitrified flooring for living and bedroom areas
- Rooms with wide doors and windows for fresh air



Actual Site Photograph



Actual Site Photograph




Actual Site Photograph



Actual Site Photograph



Actual Sample Photograph



Actual Sample Photograph

Tulip Ace – Floor Plan – 3BHK



THREE BEDROOM UNIT

TYPICAL FLOOR PLAN TYPE C
SUPER AREA - 2200 SQ.FT.

Tulip Ace– Floor Plan – 4BHK



TYPICAL FLOOR PLAN TYPE - B
SUPER AREA - 3030 SQ.FT.

Tulip Ace– Floor Plan – 5BHK



TYPE - A (TYPICAL FLOOR PLAN)

SUPER AREA - 4031 SQ.FT.

Specifications

Structure		Earthquake resistant RCC structure
Living / Dining	Floor	Imported Marble
	Walls and Ceiling	Acrylic emulsion paint on POP punning with Cornice
Bedrooms	Floor	Imported Laminated wooden flooring
	Walls and Ceiling	Acrylic emulsion paint on POP punning with Cornice
Doors	Internal door	Polished Hardwood Frame with Polished Moulded Skin Doors
	Entrance doors	Veneered and polished flush shutter / Moulded Skin Door
	Hardware	Shutter hinges in brass. All other hardware in brass.All doors except those in Toilets & Kitchen are provided with a mortice lock.
Windows		Re-inforced UPVC/Aluminium anodized windows with sliding glass shutter
Toilets	Walls	Combination of one or more of Vitrified Tiles / Ceramic Tiles / Marble / Stone / Mirror / Acrylic emulsion
	Floor	Combination of one or more of Vitrified Tiles / Ceramic Tiles /Marble / Stone
	Counters	Marble / Granite
	Fittings	Jacuzzi & shower cubical in Master Bedroom. Single lever C.P. fittings, EWC, Convention fittings & Indian WC in servant's toilet
Modular Kitchen	Walls	Ceramic tiles upto 2'0" above counter and acrylic emulsion paint
	Floor	Combination of one or more of Vitrified Tiles / Ceramic tiles /Marble / Stone
	Cabinets	Imported Modular Cabinets with granite counter
	Fitting / Fixtures	C.P. fittings, double bowl stainless steel sink with drain
Balcony	Floor	Combination of one or more of Indian Marble / Terrazzo / Stone Tiles
	Walls	Textured Paint / Permanent Finish
	Ceiling	Acrylic emulsion paint or equivalent
External Finishes		Combination of one or more of Texture Paint / Stone / Paint
Servant Room	Floor	Terrazzo / Ceramic Tiles
	Walls and Ceiling	Dry distemper
Electrical Work		Copper wiring with concealed PVC conduits.
		Sufficient lighting and power points, modular switches, telephone and TV points in each room.
Security System		Access Control CCTV/Intercom at basement and Ground Floor (Entrance Lobby) with each apartment.
Drinking Water Supply		Through individual R.O. Plant
Gas Supply		Provision for Piped gas supply
Connectivity		Broadband Internet connectivity

LEGEND

1. ENTRY AND EXIT GATE
2. CONVENIENT SHOPPING
3. GREEN AREA
4. RECREATIONAL CLUB/COMMUNITY CENTER
5. SWIMMING POOL
6. SWING AND SAND PIT/KIDS PLAY AREA
7. TENNIS COURT
8. TEMPLE
9. NURSERY SCHOOL
10. EWS HOUSING
11. KIDS BUS SHELTER

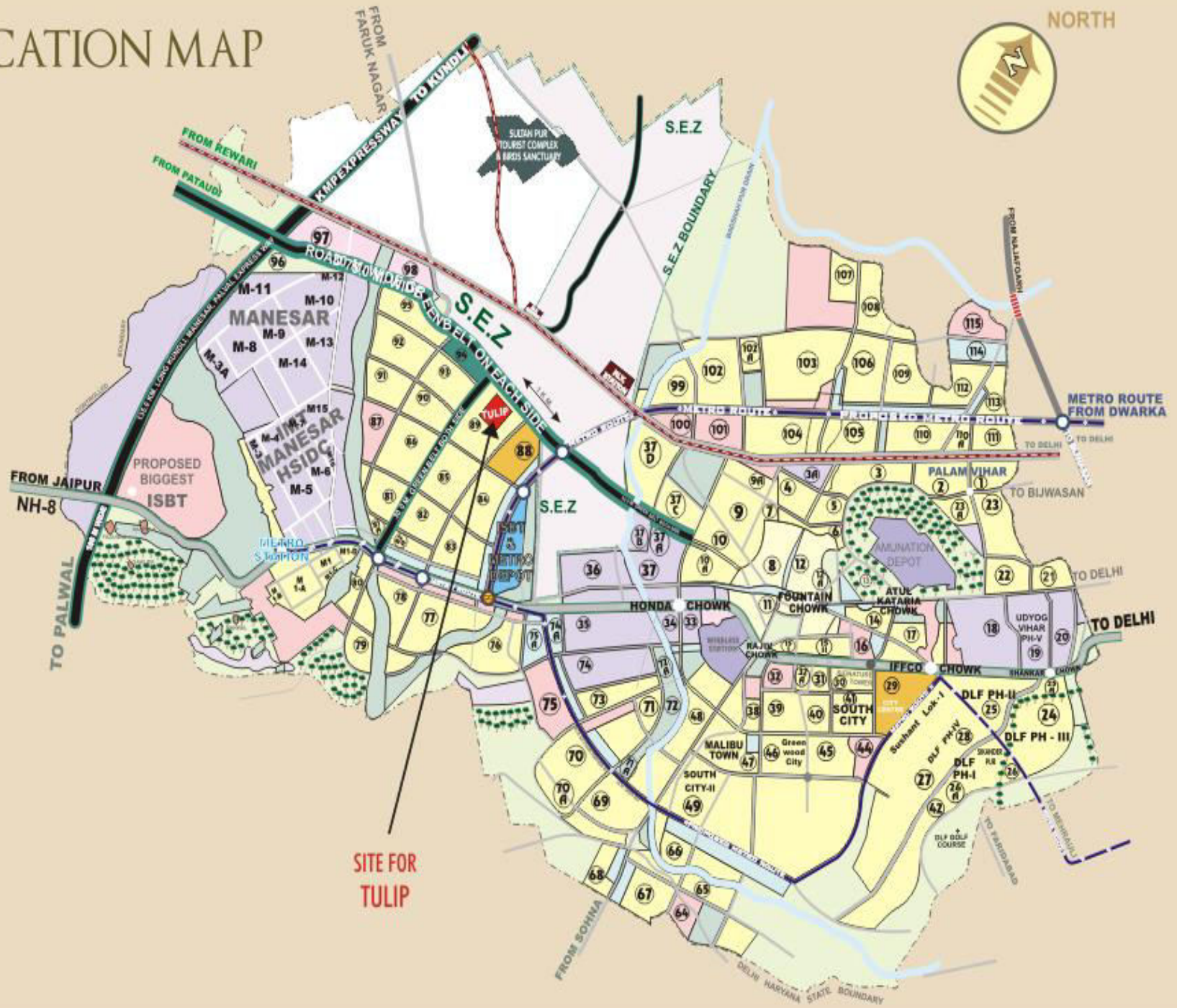
HOUSING BLOCKS

- A TYPE TULIP ACE 5BHK
- B TYPE TULIP ACE 4BHK
- C TYPE TULIP ACE 3BHK



*The Layout plan is just indicative subject to change without prior notification on the sole discretion of the architect/builder.

LOCATION MAP





Tulip Infratech Pvt Ltd.
(Promoters, Builders and Developers)
(ISO 9001:2008 ISO 14001:2004 OHSAS 18001:2007)

Corporate office:-
76 G SECTOR-18, Gurgaon, Haryana-122015 (India)
Phone- +91-9999101493/94, 0124-4417777, Fax; 91124-4417786
Visit us : www.tulipgroup.in

www.tulipgroup.in